
Canvas App




Download the Canvas App

1. Click on the App Store
2. Search for Canvas



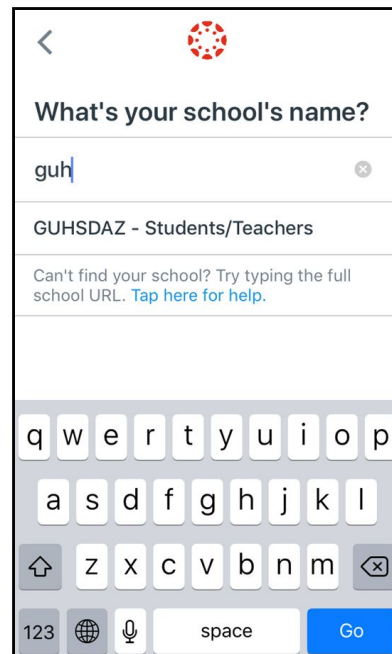
Find your school

1. Click "Find my school"



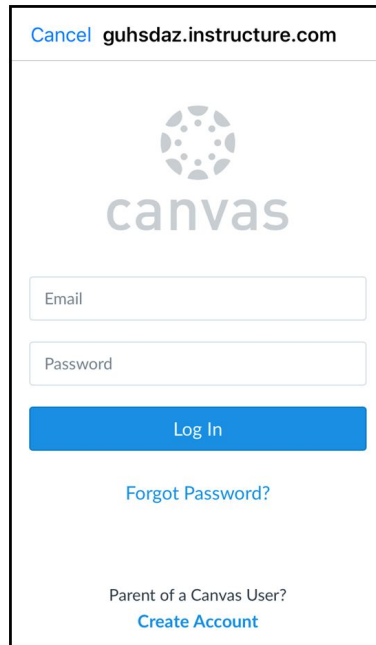
Find your school cont.

1. Type in "GUHSDAZ"
2. Click on "GUHSDAZ - Students/Teachers"




Log in

1. Enter your email
2. Enter your password
3. Click "Log In"



Cancel guhsdaz.instructure.com



Email

Password

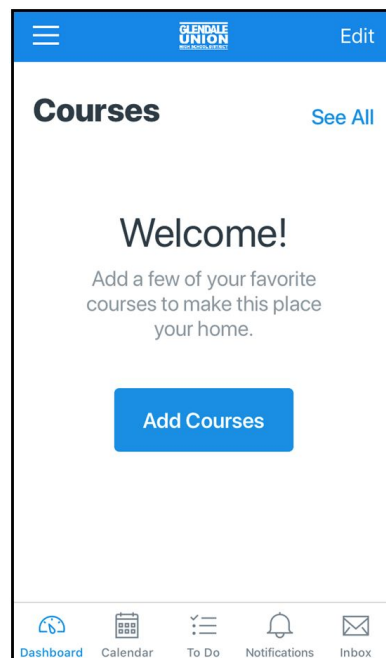
[Log In](#)


[Forgot Password?](#)

Parent of a Canvas User?
[Create Account](#)

Courses

1. Click "Add Courses"



 **GLENDALE UNION** HIGH SCHOOL DISTRICT [Edit](#)

Courses [See All](#)

Welcome!

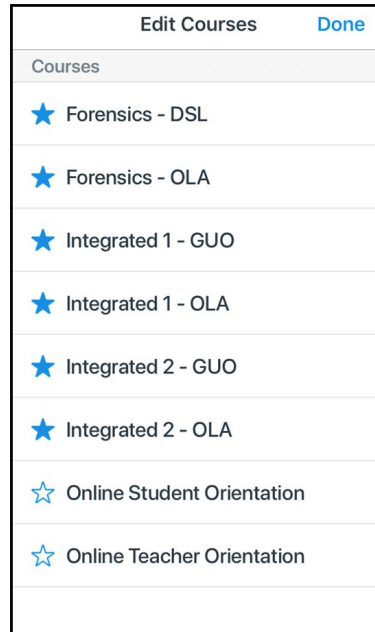
Add a few of your favorite courses to make this place your home.

[Add Courses](#)

[Dashboard](#) [Calendar](#) [To Do](#) [Notifications](#) [Inbox](#)

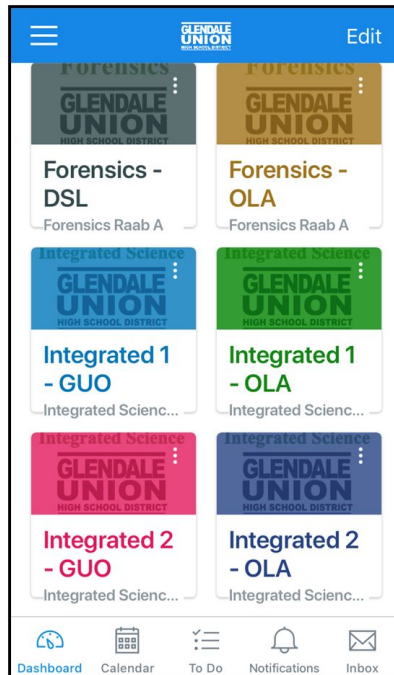
Courses cont.

1. Click on the courses you would like to show on your home screen
2. Click "Done"



Courses cont.

1. You are now able to access your courses



Other tools

1. Calendar
2. To Do List
3. Notifications
4. Inbox

